




### Distribució

 **Teatre:** 28 pax

 **U:** 16 pax

 **Escola:** 16 pax

 **Imperial:** 20 pax

**Superfície:** 32 / 33.5 m<sup>2</sup>

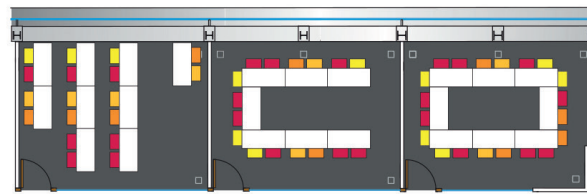
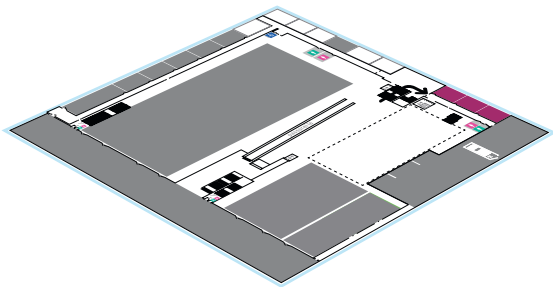
**Alçada:** 3 m.

**Llarg:** 6 / 6,2 m.

**Ample:** 5,5 m.

**Capacitat màxima:** 28 pax

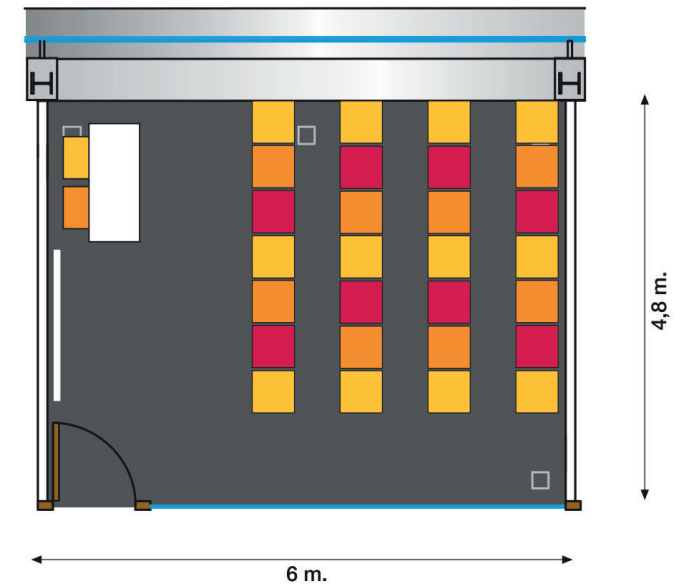
Accés  
Planta 2




33,5 m2

33,5 m2

32 m2



Esc. 1/100



P2 Meeting Rooms  
Business Center

P2 Foyer Lateral  
Maria Mercè Marçal

